

 www.hfds.org	Macgregor Park																		Date:					
	m				M1 / D			m		m		m		M2		m				M3		Par 63		
	Blue	204	204	238	238	372	261	365	201	180	207	246	216	252	234	221	248	162	246	318	165	216	4994	
	Red	267	275	276	293	573	305	507	252	260	266	272	245	285	311	279	327	206	285	426	228	308	6446	
	Yellow	359	362	354	386	666	451	558	410	276	330	333	317	440	354	327	389	261	339	501	254	342	8009	
Player Name (First & Last)	Div.	1	2	3	4	A	B	C	5	6	7	8	9	10	11	12	13	14	15	16	17	18	Total	Initials


Notes: Holes A-C fit between holes 4 & 5 on the course • "M1" = Two single mandos between marked trees; "D" = Drop zone 447' • "M2" = Yellow tee has double Mando between marked trees • "M3" = Mando left of marked tree
• "m" = Mandos usually in play for tournaments • Red spoke on basket points direction to next tee • Distances confirmed by laser • www.dgcoursereview.com

 www.hfds.org	Macgregor Park																		Date:					
	m				M1 / D			m		m		m		M2		m				M3		Par 63		
	Blue	204	204	238	238	372	261	365	201	180	207	246	216	252	234	221	248	162	246	318	165	216	4994	
	Red	267	275	276	293	573	305	507	252	260	266	272	245	285	311	279	327	206	285	426	228	308	6446	
	Yellow	359	362	354	386	666	451	558	410	276	330	333	317	440	354	327	389	261	339	501	254	342	8009	
Player Name (First & Last)	Div.	1	2	3	4	A	B	C	5	6	7	8	9	10	11	12	13	14	15	16	17	18	Total	Initials

Notes: Holes A-C fit between holes 4 & 5 on the course • "M1" = Two single mandos between marked trees; "D" = Drop zone 447' • "M2" = Yellow tee has double Mando between marked trees • "M3" = Mando left of marked tree
• "m" = Mandos usually in play for tournaments • Red spoke on basket points direction to next tee • Distances confirmed by laser • www.dgcoursereview.com

 www.hfds.org	Macgregor Park																		Date:					
	m				M1 / D			m		m		m		M2		m				M3		Par 63		
	Blue	204	204	238	238	372	261	365	201	180	207	246	216	252	234	221	248	162	246	318	165	216	4994	
	Red	267	275	276	293	573	305	507	252	260	266	272	245	285	311	279	327	206	285	426	228	308	6446	
	Yellow	359	362	354	386	666	451	558	410	276	330	333	317	440	354	327	389	261	339	501	254	342	8009	
Player Name (First & Last)	Div.	1	2	3	4	A	B	C	5	6	7	8	9	10	11	12	13	14	15	16	17	18	Total	Initials

Notes: Holes A-C fit between holes 4 & 5 on the course • "M1" = Two single mandos between marked trees; "D" = Drop zone 447' • "M2" = Yellow tee has double Mando between marked trees • "M3" = Mando left of marked tree
• "m" = Mandos usually in play for tournaments • Red spoke on basket points direction to next tee • Distances confirmed by laser • www.dgcoursereview.com

 www.hfds.org	Macgregor Park																	Date:						
	m				M1 / D			m		m		m		M2		m			M3			Par 63		
	Blue	204	204	238	238	372	261	365	201	180	207	246	216	252	234	221	248	162	246	318	165	216	4994	
	Red	267	275	276	293	573	305	507	252	260	266	272	245	285	311	279	327	206	285	426	228	308	6446	
	Yellow	359	362	354	386	666	451	558	410	276	330	333	317	440	354	327	389	261	339	501	254	342	8009	
Player Name (First & Last)	Div.	1	2	3	4	A	B	C	5	6	7	8	9	10	11	12	13	14	15	16	17	18	Total	Initials

Notes: Holes A-C fit between holes 4 & 5 on the course • "M1" = Two single mandos between marked trees; "D" = Drop zone 447' • "M2" = Yellow tee has double Mando between marked trees • "M3" = Mando left of marked tree
• "m" = Mandos usually in play for tournaments • Red spoke on basket points direction to next tee • Distances confirmed by laser • www.dgcoursereview.com